







## Vulcan Models and Sizes



	Residential Line		Commercial Line			
	Vulcan 3000	Vulcan 5000	Vulcan S10	Vulcan S25	Vulcan S50	Vulcan S100
						
Max. pipe Ø	1½" (~ 38 mm)	2" (~ 50 mm)	3" (~ 76 mm)	4" (~ 100 mm)	5" (~ 125 mm)	6" (~ 150 mm)
Max. capacity	3000 l/h (13 gpm)	8000 l/h (35 gpm)	15 m³/h (65 gpm)	30 m³/h (130 gpm)	70 m³/h (300 gpm)	120 m³/h (530 gpm)
Voltage	24 Volt	24 Volt	24 Volt	24 Volt	24 Volt	24 Volt
Wattage	2.0 Watt	2.0 Watt	2.25 Watt	2.25 Watt	2.25 Watt	2.5 Watt
Impulse bands	2 x 1 m (~ 2 x 39")	2 x 2 m (~ 2 x 79")	2 x 3 m (~ 2 x 118")	4 x 3 m (~ 4 x 118")	4 x 4 m (~ 4 x 13' 2")	6 x 4 m (~ 6 x 13' 2")
Band width	10 mm (~ 0.4")	10 mm (~ 0.4")	20 mm (~ 0.8")	20 mm (~ 0.8")	20 mm (~ 0.8")	20 mm (~ 0.8")
Dimensions (mm)	125/80/30 (4.9/3.1/1.2")	150/90/30 (5.9/3.5/1.2")	190/120/40 (7.5/4.7/1.6")	200/130/40 (7.9/5.1/1.6")	200/130/40 (7.9/5.1/1.6")	230/150/40 (9.1/5.9/1.6")
Frequency range	3-32 kHz	3-32 kHz	3-32 kHz	3-32 kHz	3-32 kHz	3-32 kHz
Required space	~ 250 mm (~ 10")	~ 350 mm (~ 14")	~ 500 mm (~ 20")	~ 800 mm (~ 32")	~ 900 mm (~ 35")	~ 1200 mm (~ 47")
Programs	1	1	3	5	5	10



## Models and Sizes



	Industrial Line				X-Pro Line	
	Vulcan S150	Vulcan S250	Vulcan S350	Vulcan S500	Vulcan X-Pro 1	Vulcan X-Pro 2
Max. pipe Ø	8" (~ 200 mm)	10" (~ 250 mm)	14" (~ 350 mm)	20" (~ 500 mm)	30" (~ 750 mm)	40" (~ 1000 mm)
Max. capacity	180 m <sup>3</sup> /h (790 gpm)	350 m <sup>3</sup> /h (1540 gpm)	500 m <sup>3</sup> /h (2200 gpm)	800 m <sup>3</sup> /h (3520 gpm)	unlimited capacity	unlimited capacity
Voltage	24 Volt	24 Volt	24 Volt	24 Volt	24 Volt	24 Volt
Wattage	2.5 Watt	2.75 Watt	2.75 Watt	3.25 Watt	3.75 Watt	3.75 Watt
Impulse bands	6 x 8 m (~ 6 x 26' 3")	8 x 10 m (~ 8 x 32' 9")	8 x 20 m (~ 8 x 65' 7")	10 x 30 m (~ 10 x 98' 5")	12 x 25 m (~ 12 x 82')	12 x 50 m (~ 12 x 164')
Band width	20 mm (~ 0.8")	20 mm (~ 0.8")	20 mm (~ 0.8")	20 mm (~ 0.8")	40 mm (~ 1.6")	40 mm (~ 1.6")
Dimensions (mm)	230/150/40 (9.1/5.9/1.6")	280/200/50 (11.0/7.9/2.0")	280/200/50 (11.0/7.9/2.0")	310/220/50 (12.2/8.7/2.0")	340/240/50 mm (13.4/9.4/2.0")	340/240/50 mm (13.4/9.4/2.0")
Frequency range	3-32 kHz	3-32 kHz	3-32 kHz	3-32 kHz	3-32 kHz	3-32 kHz
Required space	~ 1800 mm (~ 71")	~ 2500 mm (~ 99")	~ 3400 mm (~ 11' 2")	~ 4500 mm (~ 14' 9")	~ 5600 mm (~ 18' 5")	~ 8200 mm (~ 26' 11")
Programs	10	10	10	10	10	10